

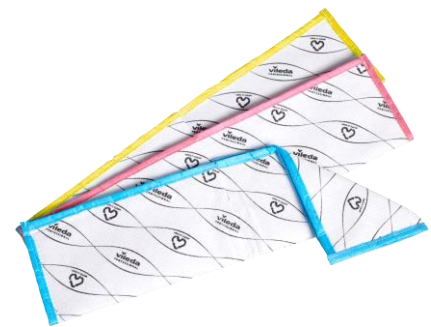
Carbon Footprint Assessment Information Sheet

r-MicroOne Premium Swep Duo

Carbon Footprint Assessment of r-MicroOne Premium Swep Duo

The production of textiles is often perceived as environmentally damaging and demanding a high amount of resources.

Vileda Professional (VP) has strived over the years to develop products that use recycled material for the production of their products to reduce their environmental impact and contribute to a circular economy. VP introduced an innovative product with their r-MicroOne Premium Swep Duo, that contains 88% recycled polyester.

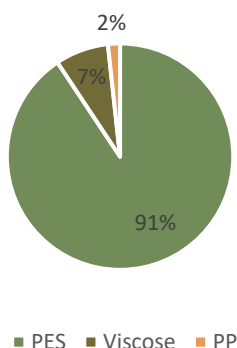


To accurately quantify the full environmental impacts due to material and energy consumption VP commissioned a Carbon Footprint (CF) study according to ISO 14067. The study was conducted by e-hoch-3, Darmstadt, and was reviewed and verified by Greendelta, Berlin. This CF study was a cradle to gate analysis, including disposal. This document provides an excerpt of the material findings of the study.

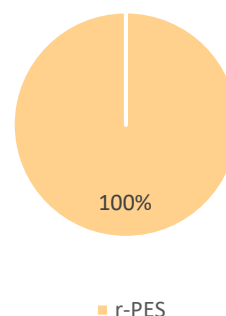
Goal and Scope

The goal of the study was to compare the use of recycled materials versus the use of virgin materials in the MicroOne Premium Swep Duo mop. Both products are intended for one-time usage. The main difference between the two products is that the r-MicroOne Premium Swep Duo consists of 100% recycled polyester (comprising post-consumer¹ PET-bottle waste, certified, while the virgin material option consists of 90% virgin polyester, 8% viscose and 2% polypropylene:

MicroOne Premium Swep
Duo Mop



r-MicroOne Premium
Swep Duo Mop



¹ According to ISO 14021: 2016-07 Environmental labels and declarations, the expression "post-consumer material" defines "Material generated by households or by commercial, industrial and institutional facilities in their role as end-users of the product which can no longer be used for its intended purpose." Pre consumer materials" are by definition e.g. the usage of waste streams directly from manufacturing processes.

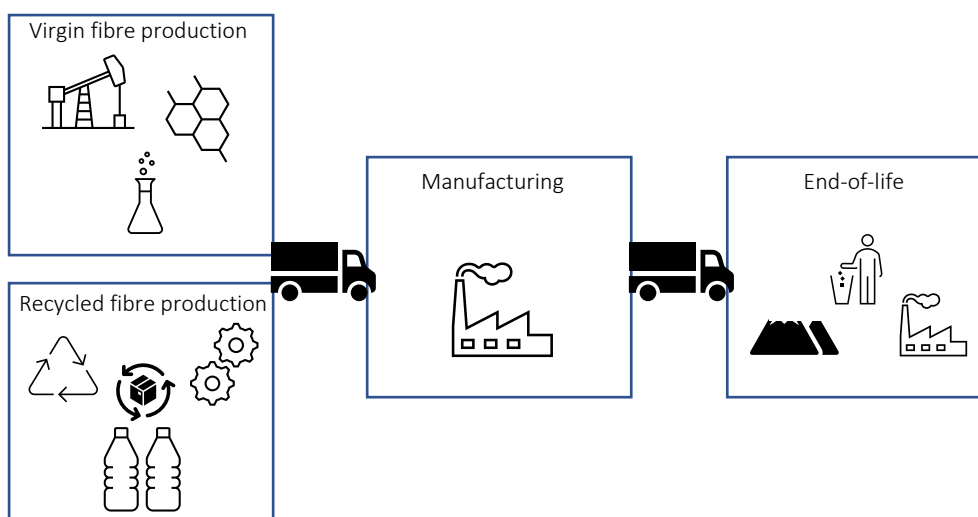
Carbon Footprint Assessment Information Sheet

r-MicroOne Premium Sweep Duo

The partial carbon footprint refers to the declared unit including the production and disposal of one cleaning textile produced in China in 2021.

The reference year for the study was 2021. The PET recycling takes place in China. The other basic materials required are produced and manufactured in China. The production process takes into consideration the extraction of raw materials, fabric production, printing, converting and transport processes. The product is packed and distributed to central Europe for final usage. The mops are assumed to be disposed as household waste.

The diagram below presents the system boundaries for the study. It includes raw material production, manufacturing, transport to a central warehouse in Europe, and end-of-life treatment. The carbon footprint includes the whole life cycle except for retail activities and usage, which would be similar for the benchmark product and the new product.



The LCA modelling was conducted using the openLCA software based on collected primary data and the ecoinvent 3.7.1 datasets. The impact assessment framework selected was the internationally acknowledged EF 3.0 framework.

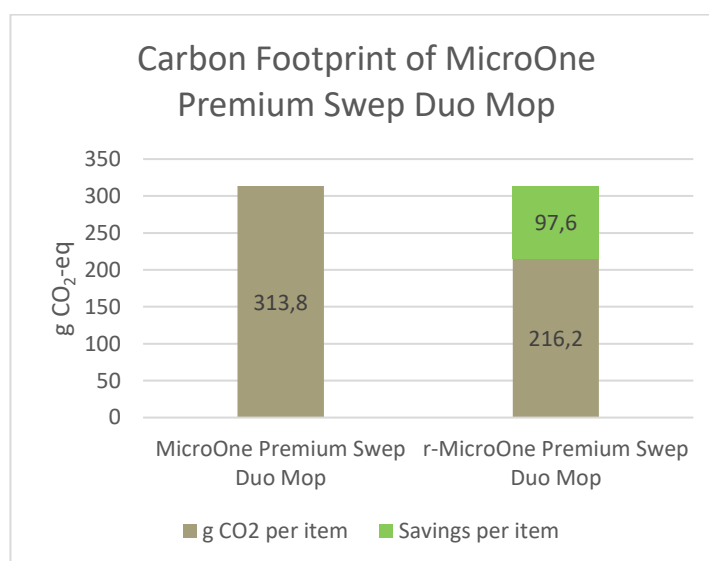
Carbon Footprint Assessment

Information Sheet

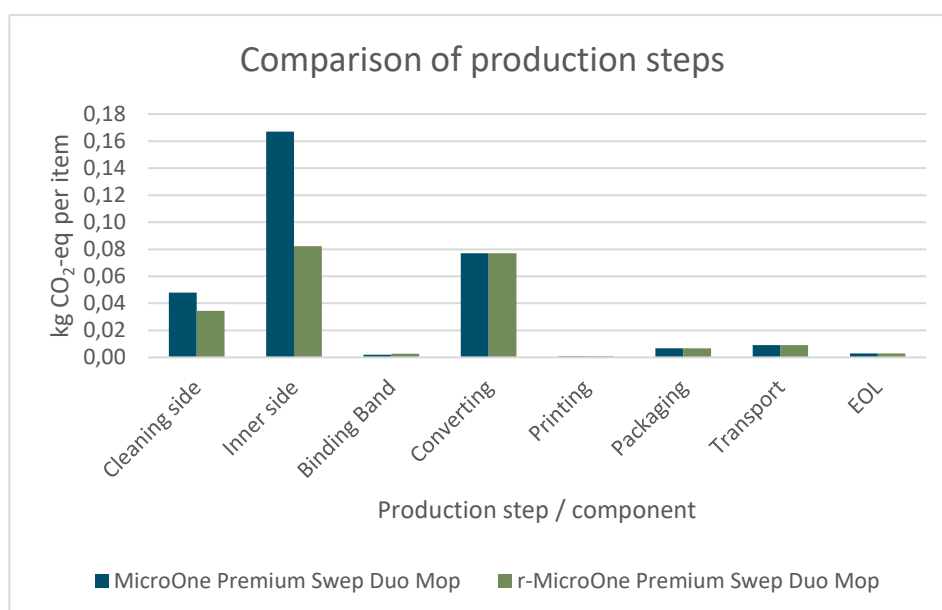
r-MicroOne Premium Sweep Duo

Key Findings

By switching to recycled materials, savings of 97,6 g CO₂-eq per wipe have been determined. Compared to emissions from production and end-of-life of MicroOne Premium Sweep Duo, this equals a reduction of 31%.



The results show that the production of the inner side and the converting process cause the largest share of emissions. This is followed by production of the cleaning side and binding band. Emissions from printing, transportation activities and end-of-life treatment are negligible low.


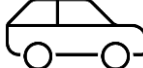


Carbon Footprint Assessment Information Sheet

r-MicroOne Premium Swep Duo

Normalization

To scale the results to a common sales volume, the global warming impacts of the production of 1000 items of the product is put into perspective in the following table.

Product	Savings of CO ₂ compared to virgin product MicroOne Premium Swep Duo [kg CO ₂ -eq] ²	Content of recycled 0,5l PET bottles in products ³ 	Distance travelled by car [km] ² corresponding to the CO ₂ saving 
1000 items of r-MicroOne Premium Swep Duo	97,6 kg CO ₂ eq	2.607 bottles	739 km

Date: March 2022 Weinheim, Germany

For further information, please contact:

² Savings compared to virgin material option in the Production stage, which includes materials, production, packaging and transport to central warehouse in EU

³ Weight of empty 0,5l PET bottle without lid: 10g–20g; Content of recycled bottles in one item of r-MicroOne Swep Duo mop: 2,6 bottles

² Average CO₂-emissions of petrol fueled car at 5,6 l/100km: 0,132 kg CO₂-eq per km (Source: <https://rechneronline.de/co2-ausstoss/>)